



# SOBE İLİŐKİLENDİRME ETKİNLİKLERİ



# Kullanım Talimatları

**1-Bu materyal öğrencilere işlevine göre ilişki kurma becerisini öğretmek amacıyla geliştirilmiştir.**

**2-Her set içeriğinde 8 görsel toplamda 6 set bulunmaktadır.**








**3-Resimli kartları dayanıklı hale getirebilmek için kartları laminasyon kaplama yapabilir şeffaf koli bandı ile kaplayabilir ya da şeffaf kartlıklar kullanılabilirsiniz.**


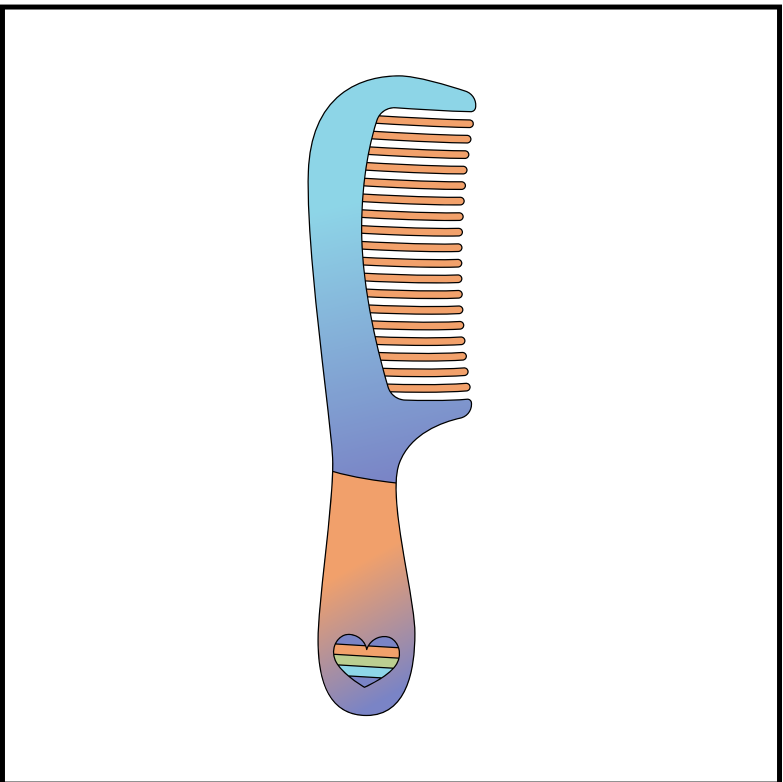


## Öğretim Aşamaları

**1-Öğrencinin önüne ilişkilendirme görsellerini koyun, öğrenciyle göz kontağı kurduktan sonra “Hangisi .....ile ilgili göster” yönergesini sunup öğrencinin tepkisi bekleyin.**



**2-Yönergenin ardından öğrencinize fiziksel ipucu sunarak doğru resmi göstermesini sağlayın.**

**3-Fiziksel ipucu kullanarak öğrencinin resmi doğru bir şekilde göstermesi sağlandıktan sonra “Harika gösterdin” diyerek pekiştireç sunun.**

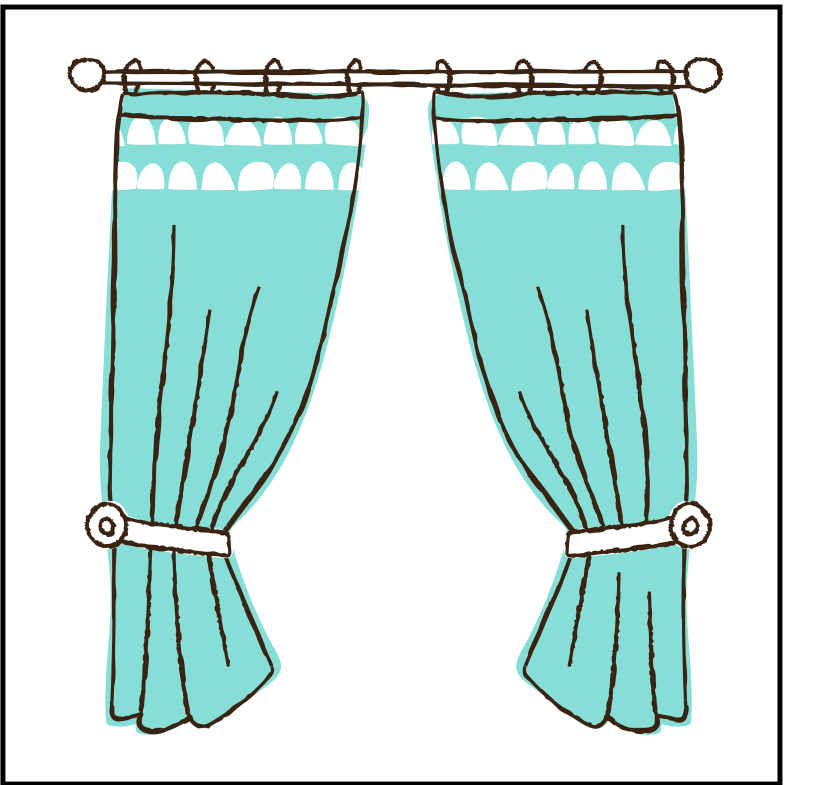







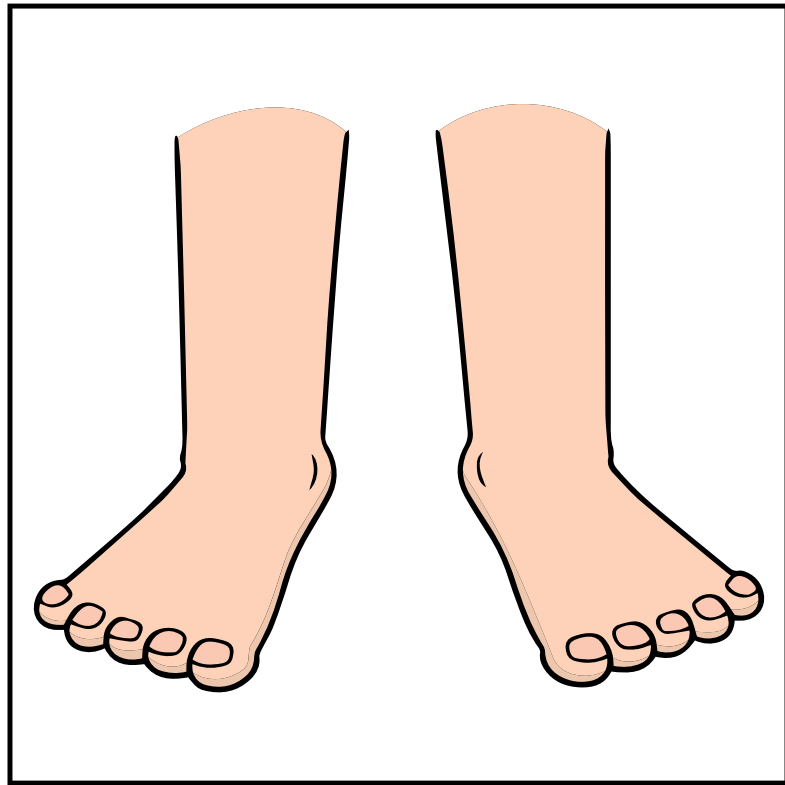




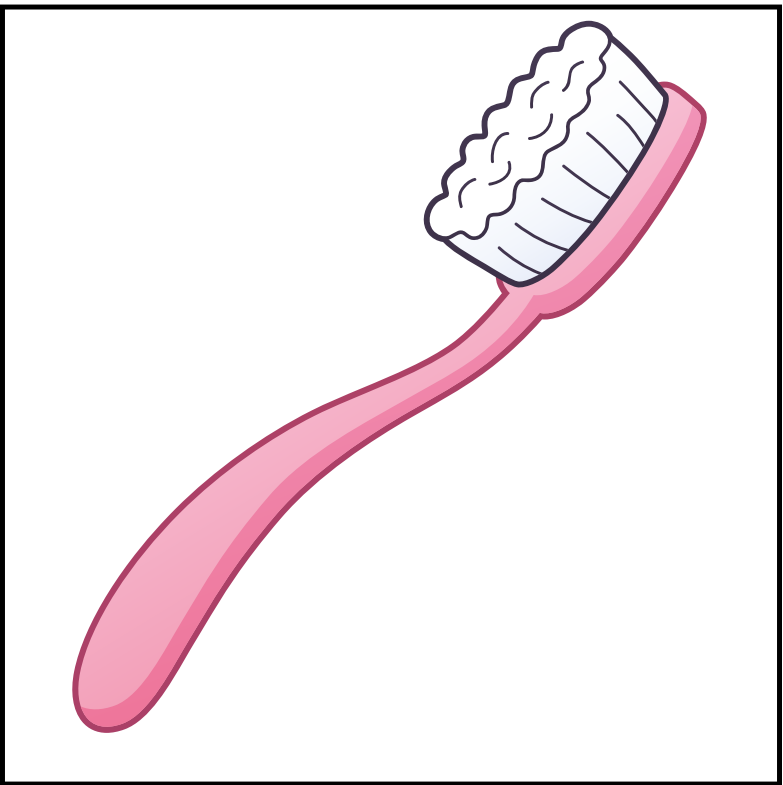


















# SELÇUKLU OTİZMLİ BİREYLER EĞİTİM VAKFI EĞİTİM MATERYALLERİ SERİSİ

Bu materyal ücretsiz olup eğitim amaçlı kişisel kullanımlar için SOBE VAKFI Eğitim AR-GE Ekibi tarafından oluşturulmuştur. SOBE Vakfı'nın izni olmadan kopyalanması, çoğaltılması ve dağıtılması yasaktır.

Soru ve önerileriniz için aşağıdaki mail adresinden Eğitim AR-GE ekibi ile iletişime geçebilirsiniz.

[arge@sobe.org.tr](mailto:arge@sobe.org.tr)

Örnek eğitim materyallerini indirmek için linki tıklayabilir ya da QR kodunu okutarak indirme işlemini gerçekleştirebilirsiniz.

<https://drive.google.com/drive/u/1/folders/11vgbmlynrtWVYdbFaIM-2-yo6Fk9MEYp>



[www.sobe.org.tr](http://www.sobe.org.tr)

