



# **ŞÖBE**

# **KAVRAMLAR-4**



# Kullanım Talimatları

**1-Bu materyal kavramları öğretmek amacıyla geliştirilmiştir. Bu setlerde 6 farklı kavram kategorilerinden oluşan görsellere yer verilmiştir.**

**2-Her set içeriğinde toplam 20 adet kavram görseli hazırlanmıştır.**

**3-Resimli kartları dayanıklı hale getirebilmek için kartları laminasyon kaplama yapabilir şeffaf koli bandı ile kaplayabilir ya da şeffaf kartlıklar kullanabilirsiniz.**



## Öğretim Aşamaları

**1-Öğrencinin önüne aynı kavrama ait iki farklı resim koyun, öğrenciyle göz kontağı kurduktan sonra “Hangisi ..... göster” yönergesini sunup öğrencinin tepkisi bekleyin.**

**2-Yönergenin ardından öğrencinize fiziksel ipucu sunarak doğru resmi göstermesini sağlayın.**

**3-Fiziksel ipucu kullanarak öğrencinin resmi doğru bir şekilde göstermesi sağlandıktan sonra “Harika gösterdin” diyerek pekiştireç sunun.**



# **ÖNÜNDE-ARKASINDA**





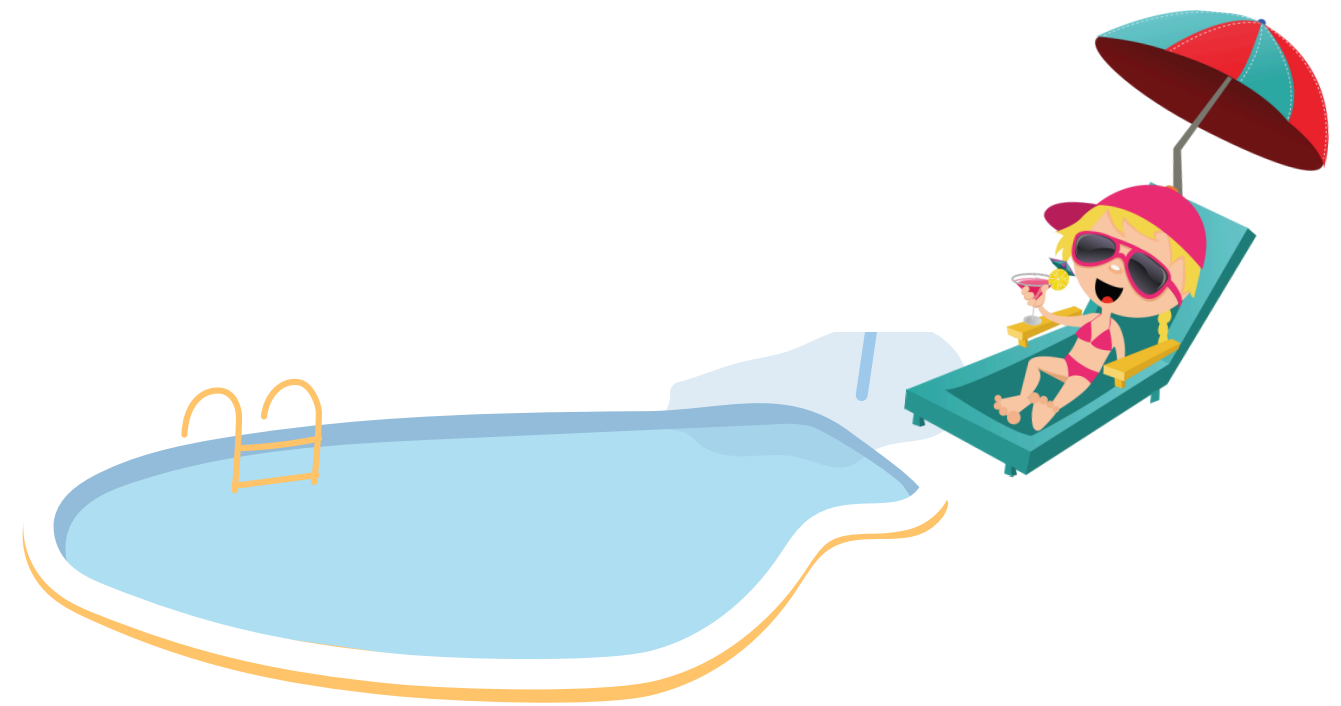












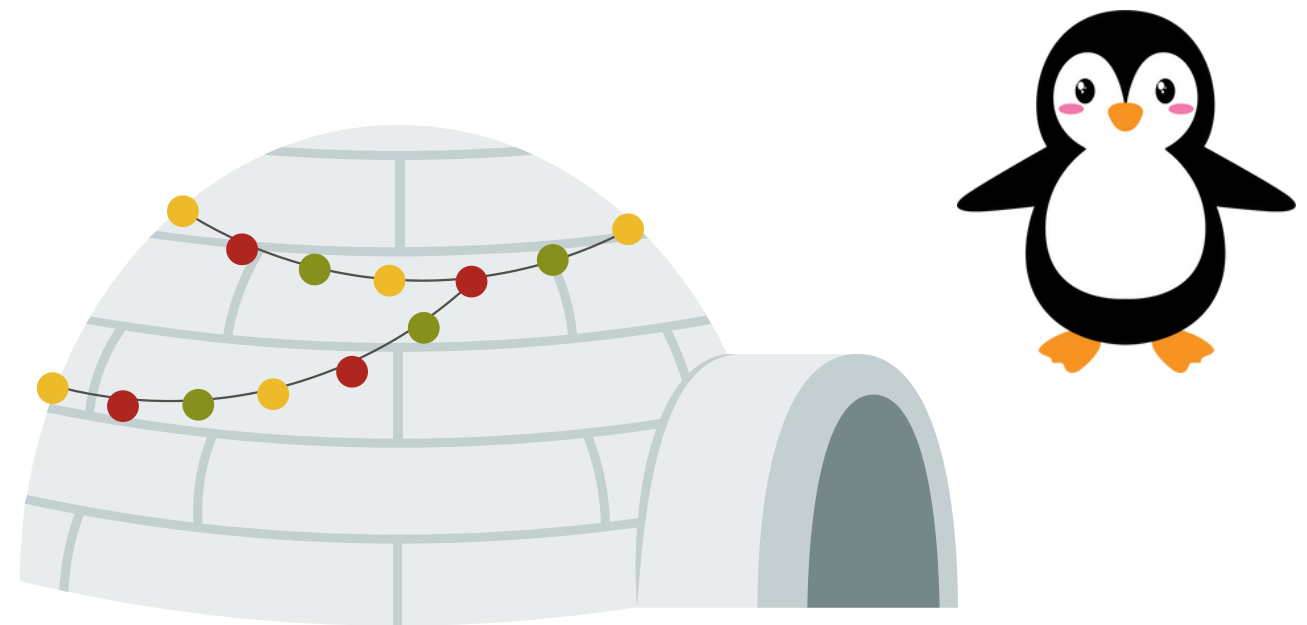
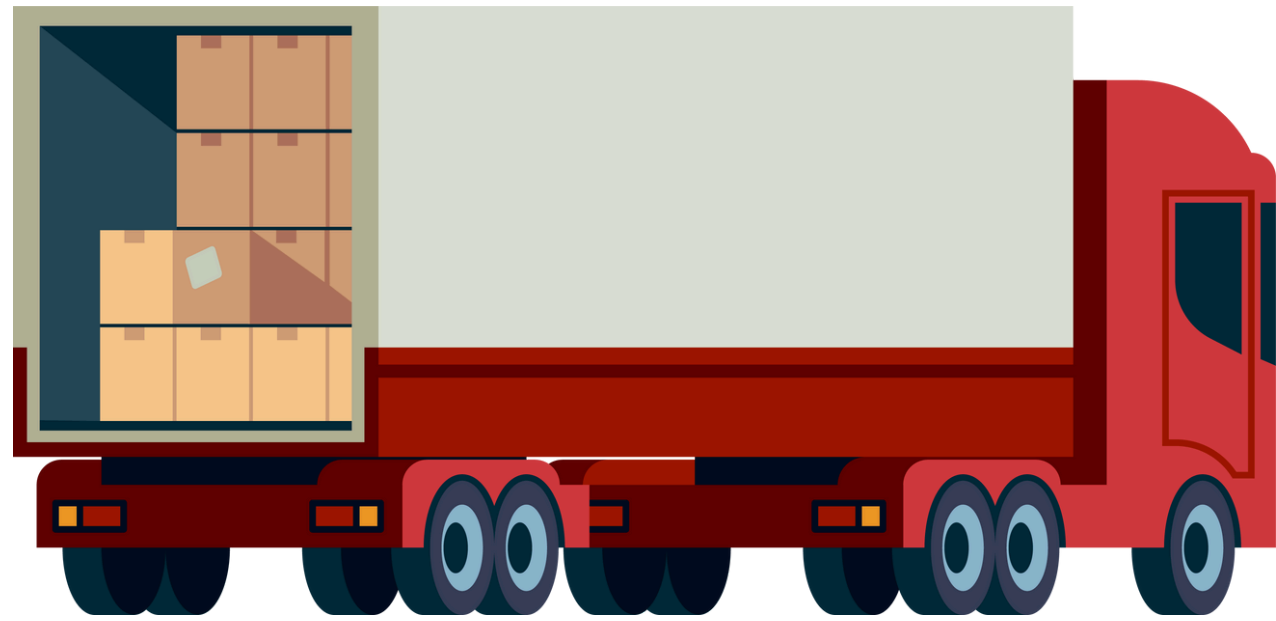
**İÇİNDE-DIŞINDA**


















# **ALTINDA-ÜSTÜNDE**


















# **KALABALIK-TENHA**





























# **GEOMETRİK ŐEKİLLER**
























**RENKLER**







# SELÇUKLU OTİZMLİ BİREYLER EĞİTİM VAKFI EĞİTİM MATERYALLERİ SERİSİ

Bu materyal ücretsiz olup eğitim amaçlı kişisel kullanımlar için SOBE VAKFI Eğitim AR-GE Ekibi tarafından oluşturulmuştur. SOBE Vakfı'nın izni olmadan kopyalanması, çoğaltılması ve dağıtılması yasaktır.

Soru ve önerileriniz için aşağıdaki mail adresinden Eğitim AR-GE ekibi ile iletişime geçebilirsiniz.  
[arge@sobe.org.tr](mailto:arge@sobe.org.tr)

Örnek eğitim materyallerini indirmek için linki tıklayabilir ya da QR kodunu okutarak indirme işlemini gerçekleştirebilirsiniz.

<https://drive.google.com/drive/u/1/folders/11vgbmlynrWVYdbFaIM-2-yo6Fk9MEYp>



[www.sobe.org.tr](http://www.sobe.org.tr)

